










Process Flow Chart Personal Protective Equipment (30)

048T
(October 2022)

Task	Process	Resource	Links
Inspect the worksite to identify hazards that require PPE			
Select the appropriate PPE for the hazard			
Develop a PPE register to identify PPE that has been approved at the worksite and location where the PPE is used			Site PPE Register (022F)
Workers are provided with relevant PPE for the work that they will perform and trained in there use and care			Record of Issue of PPE to Worker (023F)
Inspect and maintain PPE in accordance with manufacturer's recommendations, and ensure PPE is stored in clean, dry, accessible areas			
Signage has been installed in areas that PPE has been identified as required	