





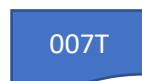





## Process Flow Chart Emergency Management (10)

028T  
(October 2022)

Task	Process	Resource	Links
An Emergency Management Plan/Disaster Recovery Plan is developed			
Emergency Control Organisation is developed			
Appropriate training is organised for members of the Emergency Control Organisation			
An emergency preparedness checklist is completed			<a href="#">Emergency Preparedness Checklist (054F)</a>
An emergency plan is developed and implemented			<a href="#">Emergency Management/Disaster Recover Plan (007T)</a>
Emergency evacuation diagrams are developed and displayed at sites			

Emergency response procedures are developed for emergencies that may happen at the worksite	<pre> graph TD     A[ ] --&gt; B[ ]     B --&gt; C[ ]   </pre>		076F/ 075F	<a href="#">Bomb Threat Checklist (076F)</a> <a href="#">Personal Emergency Evacuation Plan (075F)</a>
Emergency firefighting equipment, alarms and signs are installed and maintained at the worksite			069F	<a href="#">Emergency and Exit Light Test Register (069F)</a>
Emergency drills (eg evacuation, lock in) are conducted and monitored			077F	<a href="#">Emergency Review Checklist (077F)</a>