








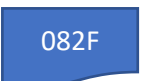




Process Flow Chart Electrical (9)

027T
(October 2022)

Task	Process	Resource	Links
Electrical work has a Certificate of Compliance issued after completion of work			
New electrical equipment has a completed pre-purchase checklist and plant/equipment checklist		046F/ 010F	Pre-Purchase Checklist (046F) Plant & Equipment Checklist (010F)
Develop a Plant and Equipment (Electrical Equipment) Register		050F/ 090F	Plant & Equipment Register (050F) Inspection & Testing Register (090F)
Conduct regular RCD Push Button Tests (usually 6 monthly) and RCD Operating Time Tests (usually every 2 years)		049F 048F	Residual Current Device (RCD) Operating Test Time Register (049F) Residual Current Device (RCD) Push Button Test Register (048F)
Pre purchase checklists are completed for electrical equipment that is new to the worksite. Domestic appliances may not need this checklist		046F	Pre Purchase Checklist (046F)
Electrical equipment is tested regularly (ie annually or 5 yearly for equipment with cord and plug that is not moved during use), a tag affixed and the register updated		090F	Inspection & Testing Register (090F)

New electrical equipment is fitted with a 'New to Service' tag prior to testing and recorded on New to Service Register					Electrical New to Service Equipment Register (007F)
Faulty equipment is identified (Danger/Out of Service Tags) and isolated (Lock Out Device) prior to repair or disposal					Equipment Disposal/Write Off Floor (082F)
Electrical equipment is visually inspected prior to operation		