











Process Flow Chart Asbestos (4)

022T
(October 2022)

Task	Process	Resources	Links
If asbestos or asbestos containing material is discovered the area must immediately be evacuated and steps taken to notify relevant people and have the material removed			
Identify all asbestos or asbestos containing material			
Asbestos register developed and is available for workers and contractors to access			
Asbestos management plan developed			Asbestos Management Plan (006T)
Asbestos/ACM is inspected annually for damage and to ensure warning labels are in place and visible			Asbestos Inspection Form (018F)
When asbestos removal is to take place, it is conducted by a licenced removalist (unless under 10m ²)			
Notification of asbestos removal must be made to workers and other stakeholders who may be affected by the work (eg neighbours)	